



seajet

SEOSIL SERIES

BIOCIDE-FREE FOUL-RELEASE SERIES





PART OF CMP COATINGS

As part of CMP Coatings, we are dedicated to providing advanced marine coating solutions that deliver superior boat protection. Driven by our commitment to innovation and sustainability, Seajet offers a range of high-performance products designed to enhance vessel longevity and efficiency, helping boat owners get the most from every journey.

Our efforts include reducing environmental impact through low-solvent formulations, eco-friendly materials, and improved fuel efficiency, all contributing to a greener and healthier future.

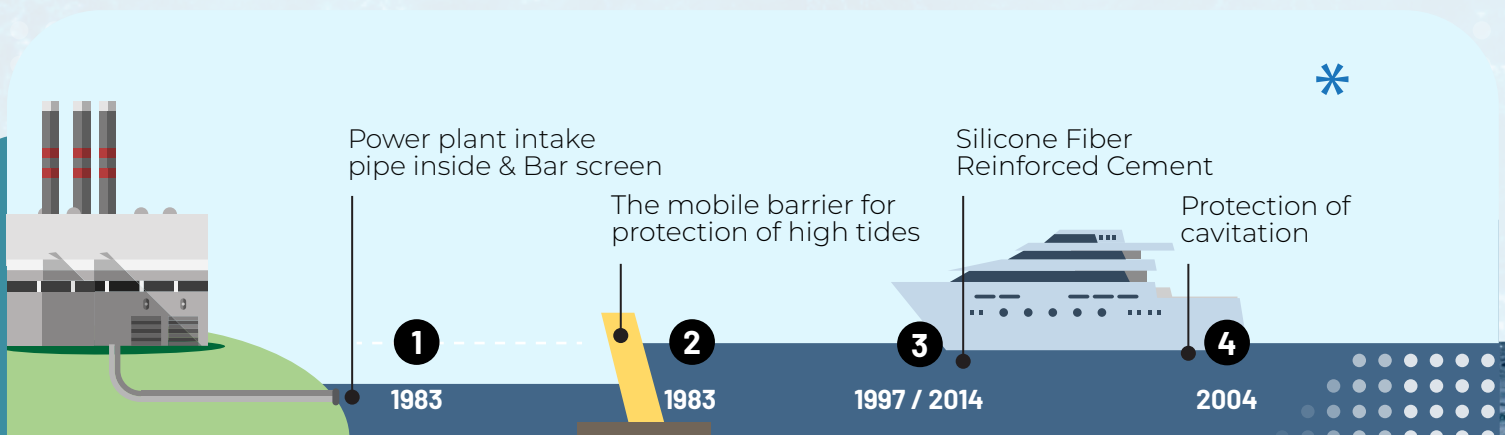
BOOKLET CONTENT

Introduction	04
Advantages	05
Fuel Savings	06
Product Overview	07
SEAJET SEOSIL RX INTRO	08
RX Features	09
SEAJET SEOSIL RX PRO INTRO	10
RX PRO Features	11
Real-Life Results	12
Application Instructions	13
Technical Specs	14
Technical Specs	15
Maintenance & Recoating	16
Overcoating Intervals	17

INTRODUCTION: SEAJET SEOSIL SERIES

We offer a versatile range of silicone coatings suited for everything from commercial ships to offshore structures. This flexibility allows us to deliver tailored solutions that meet the specific needs of each vessel or installation.

With our expertise and cutting-edge technology in silicone coatings, we're proud to introduce the premium silicone series for the leisure market — the Seajet Seosil Series.



This diagram illustrates CMP's long history and continuous innovation in providing tailored silicone coating solutions for various industrial and marine structures.

seajet

ADVANTAGES OF SEAJET SEOSIL



1. HIGH CONTACT ANGLE –

Self-cleaning, hydrophobic effect



2. DYNAMIC SILICONE SURFACE –

Adapts for long-lasting protection



3. EFFICIENT MAINTENANCE –

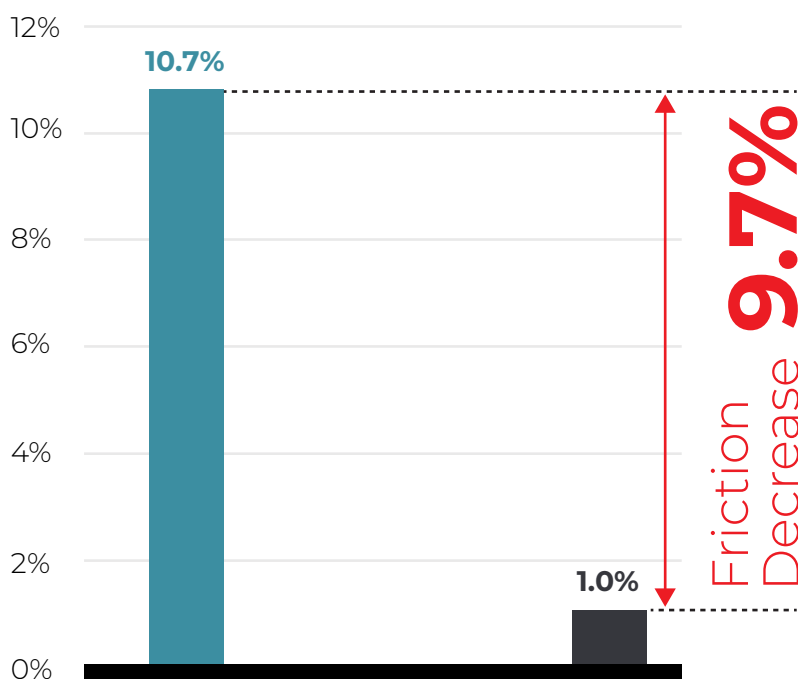
One final coat every 2 years, eco-friendly



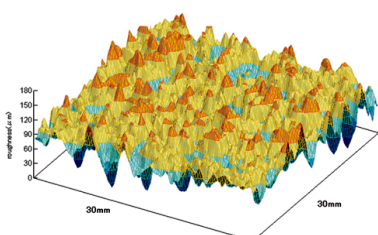
FUEL SAVINGS AND FRICTION REDUCTION

Achieve smoother performance and measurable fuel efficiency with the Seajet Seosil Series. Engineered to reduce surface friction, it enhances vessel speed and handling while delivering long-term operational savings — a premium solution for the discerning yacht owner.

FIR (Friction Increase Ratio)

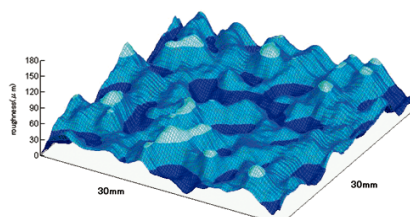


CONVENTIONAL AF



FIR : 10.7%

CMP SEOSIL



FIR : 1.0%

PRODUCT OVERVIEW

Optimized for seamless glide and reduced drag, enhancing speed and fuel efficiency.

100% biocide-free. Safe for marine life and environmentally responsible.



SEAJET SEOSIL RX INTRODUCTION

This advanced, biocide-free solution is specifically formulated for active vessels and frequent sailors. By reducing drag and keeping the hull cleaner for longer, it not only improves handling and speed but also contributes to significant fuel savings, making it a smart choice for both performance and sustainability.

It's a smooth, eco-friendly coating engineered to protect your hull without compromise. Built for both performance and environmental responsibility, it delivers long-lasting foul-release protection while keeping upkeep simple and efficient.



FEATURES



SUPERIOR PERFORMANCE

Offers a slippery, low-friction finish that reduces drag, enhances speed, and leads to significant fuel savings.



ACTIVE SELF-CLEANING

Friction with seawater naturally detaches most fouling during operation, with any remaining fouling easily removed by wiping.



ENVIRONMENTALLY RESPONSIBLE

This coating contains no active ingredients or biocides, making it a safe choice for marine ecosystems.



SIMPLE APPLICATION & MAINTENANCE

Can be easily applied with just one roller coat, and regular sailing helps keep the hull clean, reducing the need for intensive cleaning.

SEAJET SEOSIL RX PRO

INTRODUCTION

It delivers ultimate foul-release technology for owners who demand the highest standards. Purpose-built to maximize speed and fuel efficiency, it offers advanced foul-release performance that keeps your vessel running at its best in even the most demanding conditions.

It's durable, high-performance formula reduces cleaning requirements and extends maintenance intervals — helping protect both your vessel and your time on the water.



FEATURES



Reduced Static Fouling Risk

Its ultra-hydrophobic layer actively deters marine organisms from adhering, minimizing fouling even when static.



Enhanced Fuel Efficiency

By reducing fouling and drag, RX PRO significantly contributes to lower fuel consumption.



Ultimate Hull Safeguarding

Specifically designed for those who prioritize the best possible protection for their hull.

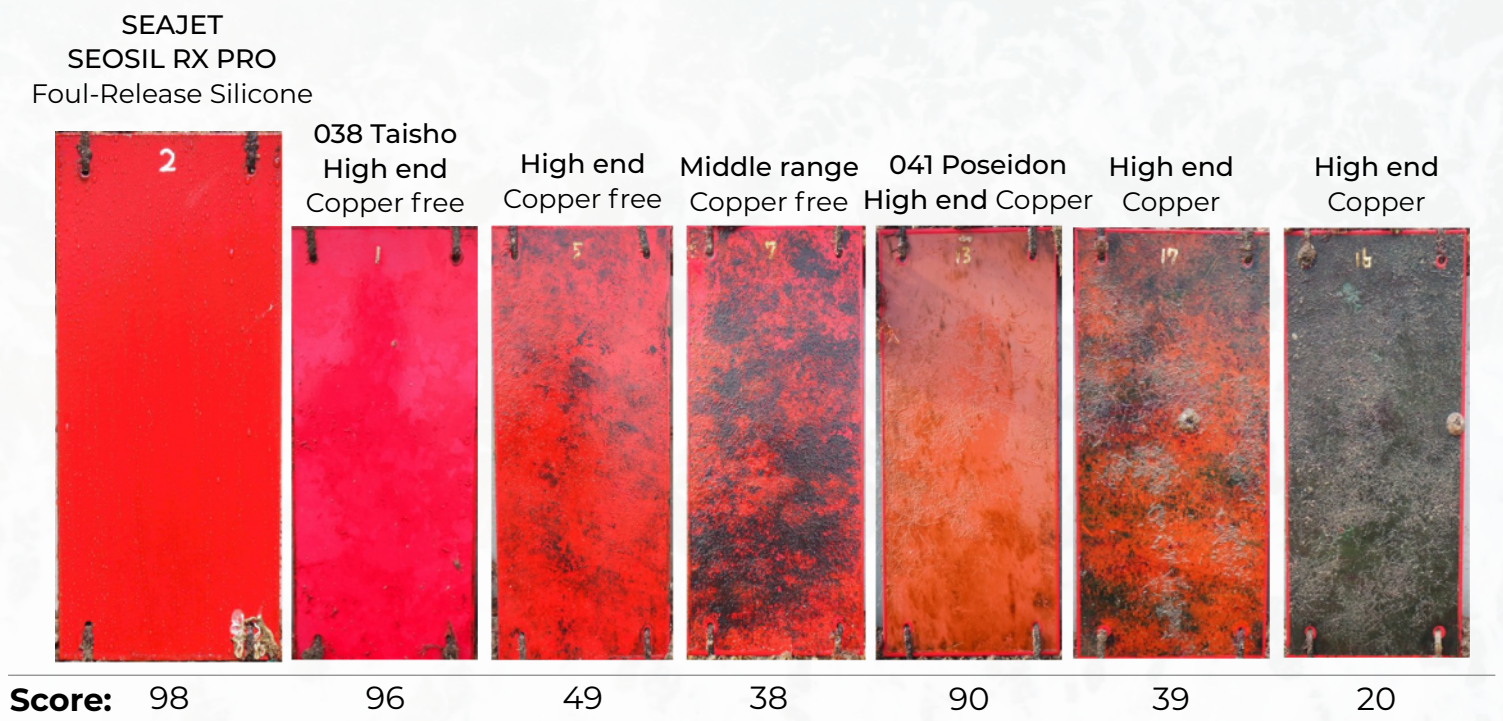


Long-Term Investment

While an additional coat may be needed, its benefits ensure long-lasting performance and may reduce cleaning efforts.

REAL LIFE RESULTS

Proof in performance. Our 6-month Florida static panel test (April - October 2023) illustrates the superior foul-release of SEAJET SEOSIL RX PRO against conventional coatings.



FLORIDA STATIC PANEL TEST



Traditional copper-based antifoulings work by releasing active ingredients to deter growth. In contrast, SEAJET SEOSIL coatings are biocide-free and rely purely on their physical properties – a slick, non-stick surface – to prevent adhesion, making them safer for marine life while outperforming conventional solutions.

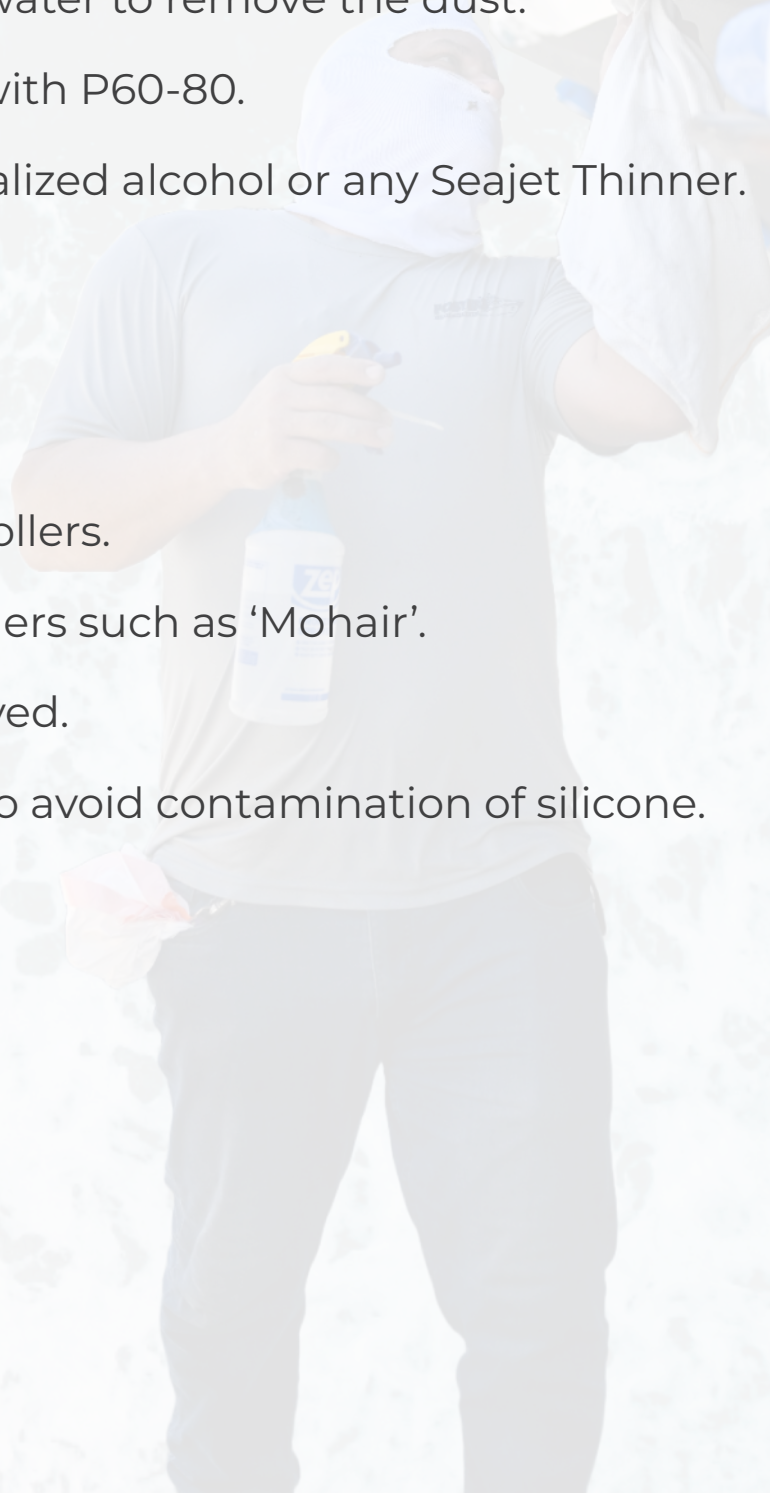
APPLICATION INSTRUCTIONS

SURFACE PREPERATION

- Remove any existing coating.
- Wash it with fresh water to remove the dust.
- Sandblast or sand with P60-80.
- Rinse with denaturalized alcohol or any Seajet Thinner.

APPLICATION METHOD


- Do not use Foam Rollers.
- Use high quality rollers such as 'Mohair'.
- Primer can be sprayed.
- Do not spray clear to avoid contamination of silicone.



SEAJET SEOSIL RX


TECHNICAL SPECIFICATIONS

ALUMINIUM



SeoSil RX
(1-2 coats) - 6 mil

SeoSil Primer
(1 coat) - 4 mil



SeoSil RX
(1-2 coats) - 6 mil

SeoSil Primer
(1 coat) - 2 mil

117 Epoxy Primer
(2 coats) - 8 mil

STEEL

POLYESTER

(OSMOSIS PROTECTION)



SeoSil RX
(1-2 coats) - 6 mil


SeoSil Primer
(1 coat) - 2 mil

117 Epoxy Primer
(2 coats) - 8 mil


*** The minimum DFT for osmosis protection is 9 mils (225µm).
To achieve with 2 roller coats, 3/8" quality nap roller is recommended.

SEAJET SEOSIL RX TECHNICAL SPECIFICATIONS

RIBS



SeoSil Clear
(2 coats) - 6 mil




SeoSil RX
(1-2 coats) - 6 mil

SeoSil Primer
(1 coat) - 4 mil

SeoSil Primer
(mist coat with 50%
Thinner E) - 2 mil

WOOD



SeoSil RX
(1-2 coats) - 6 mil

SeoSil Primer
(1 coat) - 4 mil

POLYESTER

SEAJET SEOSIL RX PRO

TECHNICAL SPECIFICATIONS


ALUMINIUM



SeoSil RX PRO
(1-2 coats) - 6 mil

SeoSil RX
(1 coat) - 4 mil

SeoSil Primer
(1 coat) - 4 mil




SeoSil RX PRO
(1-2 coats) - 6 mil

SeoSil RX
(1 coat) - 4 mil

SeoSil Primer
(1 coat) - 2 mil

117 Epoxy Primer
(2 coats) - 8 mil

STEEL



SeoSil RX PRO
(1-2 coats) - 6 mil

SeoSil RX
(1 coat) - 4 mil

SeoSil Primer
(1 coat) - 2 mil

117 Epoxy Primer
(2 coats) - 8 mil

POLYESTER


(OSMOSIS PROTECTION)

*** The minimum DFT for osmosis protection is 9 mils (225µm).
To achieve with 2 roller coats, 3/8" quality nap roller is recommended.


SEAJET SEOSIL RX PRO

TECHNICAL SPECIFICATIONS

RIBS



SeoSil Clear
(2 coats) - 6 mil



SeoSil RX PRO
(1-2 coats) - 6 mil

SeoSil RX
(1 coat) - 4 mil

SeoSil Primer
(1 coat) - 4 mil

SeoSil Primer
(mist coat with 50%
Thinner E) - 2 mil

WOOD



SeoSil RX PRO
(1-2 coats) - 6 mil

SeoSil RX
(1 coat) - 4 mil

SeoSil Primer
(1 coat) - 4 mil

POLYESTER

RECOATING GUIDELINES

For maximum performance, recoating is recommended every two years. After six years of continuous recoating, the complete removal of the system and full reapplication is advised.

▶ **SEOSIL RX SYSTEM**

- If the coating is intact, rinse with fresh water and remove the slime completely from the surface, then apply another layer of SeoSII RX or upgrade to RX PRO. You may use soft wipes or sponge.
- For local detachments, mask the surrounding area and prepare the surface for a fresh application. Apply the full RX system to the damaged section, then finish with a fresh coat of RX or RX PRO across the entire underwater hull.

▶ **SEOSIL RX PRO SYSTEM**

- If the coating is intact, rinse with fresh water and remove the slime completely from the surface, then apply another layer of SeoSII RX or upgrade to RX PRO. You may use soft wipes or sponge.
- For local detachments, mask the area, prepare the surface, and apply the full RX system to the affected section. Follow with a fresh coat of RX PRO over the entire underwater hull

OVERCOATING INTERVALS

Overcoating intervals specify the recommended minimum and maximum drying times between successive coats of paint. Adhering to these intervals is crucial for proper adhesion, curing, and the overall durability and performance of your coating system.

OVERCOATING INTERVALS FOR SEOSIL RX SYSTEM

Temperature	Surface	117 Primer to SeoSil Primer		SeoSil Primer to SeoSil RX			SeoSil RX 2nd Coat	
		Min.	Max.	Min.	Max.	Primer Pot Life	Min.	Max.
72°F (22°C)	ALUMINUM	-	-	Touch Dry	24H	1H	Touch Dry	None
72°F (22°C)	STEEL	Touch Dry	None	Touch Dry	24H	1H	Touch Dry	None
72°F (22°C)	POLYESTER	-	-	Touch Dry	24H	1H	Touch Dry	None
72°F (22°C)	POLYESTER W/OSMOSIS PROTECTION	Touch Dry	None	Touch Dry	24H	1H	Touch Dry	None
72°F (22°C)	WOOD	-	-	Touch Dry	24H	1H	Touch Dry	None

OVERCOATING INTERVALS FOR SEOSIL RX PRO SYSTEM

Temperature	Surface	117 Primer to SeoSil Primer		SeoSil Primer to SeoSil RX			SeoSil RX to RX PRO		SeoSil RX 2nd Coat	
		Min.	Max.	Min.	Max.	Primer Pot Life	Min.	Max.	Min.	Max.
72°F (22°C)	ALUMINUM	-	-	Touch Dry	24H	1H	Touch Dry	None	Touch Dry	None
72°F (22°C)	STEEL	Touch Dry	None	Touch Dry	24H	1H	Touch Dry	None	Touch Dry	None
72°F (22°C)	POLYESTER	-	-	Touch Dry	24H	1H	Touch Dry	None	Touch Dry	None
72°F (22°C)	POLYESTER W/OSMOSIS PROTECTION	Touch Dry	None	Touch Dry	24H	1H	Touch Dry	None	Touch Dry	None
72°F (22°C)	WOOD	-	-	Touch Dry	24H	1H	Touch Dry	None	Touch Dry	None




Brand of Chugoku Marine Paints Ltd. We are one of the world's largest manufacturers of marine paints to the commercial shipping industry.

CONTACT US

 www.seajet-usa.com

 seajet@cmpusa.com

 +1-504-392-4817

 1610 Engineers Road, Belle Chasse, Louisiana, 70037, U.S.A